

# DELTA 94



# DELTA 94

## FAST CRUISING SLOOP by SPARKMAN & STEPHENS

### STANDARD INVENTORY

L.O.A. 31.2

Draft 5.6

Beam 8.10

Waterline 22.0

Displacement 7800 lbs. approximately

Ballast Keel 3300 lbs.

Sail Area 480 sq. ft. 150% foretriangle

I.O.R. Rating approx 21.6 ft.

#### ON DECK

Stainless steel stem head. Double tack down fitting for head sails.

Anti slip pattern in grey or blue and off white

Two open fairleads

Bow roller

Two mooring cleats on foredeck

Tack eye for spinnaker down haul

Stainless steel double railed pulpit

Stanchion bases are through bolted polished stainless steel

The stainless steel stanchions are drilled and fitted

grommets to receive double lifelines

The stainless steel lifelines are fitted with nylon

lifelines for adjustment and antiference

The aft stainless steel pulpit is also double railed

An Ensign socket and staff are fitted aft

Two open fairleads are fitted aft

The tracks are well inboard and carry genoa blocks

Two Lewmar or similar two speed 40" winches for

the genoa sheets together with one 10" handle

Four cleats are provided

A 10 gallon per minute bilge pump is fitted in cockpit

Electric bilge pump with dead hand switch is also standard

Heavy duty anodized aluminum toe rail

One Lewmar reefing winch No '6' on deck

One Lewmar main sheet winch No '6'

One main sheet traveller with adjustable line and cam cleats.

#### The Cockpit

Self draining with crossed piping and sea coaks

Lazarett locker aft

Large locker under port seat (seats are teak)

Moulding for sprayhood

Totally enclosed hatch slide

#### The Mast and Boom

Are of Gold anodized aluminium alloy by leading

spur makers as available

Tangs and fittings are all stainless steel and the

spreaders stream lined

The mast is tapered to reduce weight and windage

aloft

The mainsail track is extruded in the mast section

Spinnaker track is supplied on the mast together

with adjustable eye

Spinnaker pole is supplied

One main halyard Lewmar No '8' winch on mast

One genoa halyard Lewmar No '8' winch on mast

Halyard cleats are provided

One burgee cleat

Fittings for kicking strap attached

#### Reefing

Jiffy reefing is standard

#### Standing rigging

Is of stainless steel 3 x 19 with adjustable rigging

screws and toggles

Stainless steel forestay and backstay rigging screws

Two cap shrouds with rigging screws and toggles

Two forward lowers with rigging screw and toggles

Two aft lowers with rigging screws and toggles

#### Running Rigging

One internal flexible wire mainsail halyard fitted

with eye and shackle and with rope tail

One internal flexible wire jib halyard with rope tail

and fitted with eye and snap shackle

One boom topping lift in flexible wire with lanyard

One pair toyline or similar jib sheets

One four part purchase main sheet with blocks and

shackles

Spinnaker rope up haul and down haul

One burgee halyard

#### Navigation Lights

Combination masthead light fitted

#### Engine

Potter Mini-Twin 12 H.P. diesel as per leaflet

Single lever gear shift and throttle control

Stainless steel shaft drives fixed 13 x 10 two blade

bronze propeller through bronze stern tube

Engine switch board is fitted with starter key and

ammeter

#### Chart Table and Quarter Berth

Instrument and switch panels removable for

access to wiring

#### Galley and storage area

with extensive work surfaces and cool box

There is also a main master battery isolation switch

Battery supplied in G.R.P. case

6 gallon stainless steel fuel tank

#### Forward Cabin

Two 6' 4" bunks with shelves above and storage

below

Cloth covered foam mattress berth cushions

The sea cock for the toilet inlet is located under the

port berth

CABIN IS FULLY LINED IN VINYL

#### Toilet

One piece interior moulding giving wipe-clean

finish and with pedestal washbasin, toilet plinth,

hanging locker and dirty box incorporated

A L.V.A.C. toilet is fitted with pipes carefully hidden

Wash basin with fresh water pump to port. Two sea

cocks in pedestal under wash basin

Hanging locker and dirty box to starboard

Deck head is lined in vinyl and fitted with opening

Hatch of smoked perspex

Door closes off the toilet from main saloon

#### The Main Cabin

U-shaped 6' 3" berth to port which makes double

berth

Single 6' 3" berth to starboard

Berth cushions are provided

Back rests in matching cloth are provided hinged

on starboard over lockers

The wood work is carried out in Marine teak faced

plywood with solid cappings

The finish is in natural oil

Ceiling roof sides have teak lining

The deck head is lined in easily cleaned vinyl

The curtain rails are fitted

The cabin sole is in teak and holly marine ply

Storage in seven lockers with ample additional

space under berths

Fixed chart table with folding extension, book

space and removable electric panel

Table with 2 flaps, seats six

Quarter berth 6' 3" to starboard

#### The Galley

Two burner stove and grill in gimbals

Stainless steel sink with fresh water pump and

evacuating pump with sea cock on outlet

Careful attention has been paid to stowage of

crockery, cutlery and supplies

#### Interior Electrics

Forward cabin 2 lights

Toilet 1 light

Main saloon 3 lights

Galley 1 light

Chart table Flexible chart light

Quarter berth 1 light

#### Water

Two collapsible tanks are provided - capacity 10

gallons each approximately

The filler is on deck on the port side

#### Gear

A 25 lb. CQR type anchor with three fathoms 5/16

chain and 30 fathom of warp is provided



Companion Way  
Engine cover removable for total access

Stowage under port forward berth with lashings  
Two mooring warps and three fenders are provided

#### Keel and Rudder

Cast iron keel mounted with 20 hot dipped

galvanised bolts

Stainless steel rudder stock

Heavy duty bronze hinged rudder head

Laminated mahogany tiller

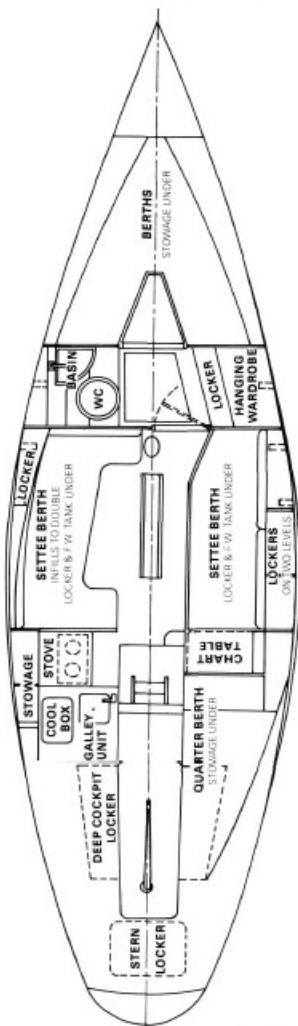
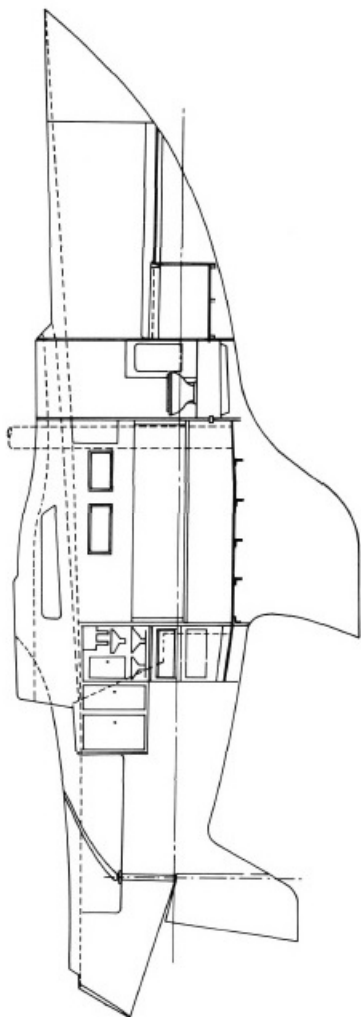
#### Sails

Mainsail, working and storm jibs



# DELTA 94

All weights and measurements given are approximate  
There may be variations from boat to boat



## Laird Adams Engineering

Park Lawn, Pembroke Road, Woking GU22 7DS, Surrey

Telephone Woking (04862) 72720

Telex 859424 Intertelex Ref. 015

## DEES WATERSPORT B.V.

JACHTHAVEN BRESKENS / HOLLAND

TELEFOON (01172) 21 02

B.G.G. (01178) 13 41

Agents

# DELTA 94

## SPARKMAN & STEPHENS

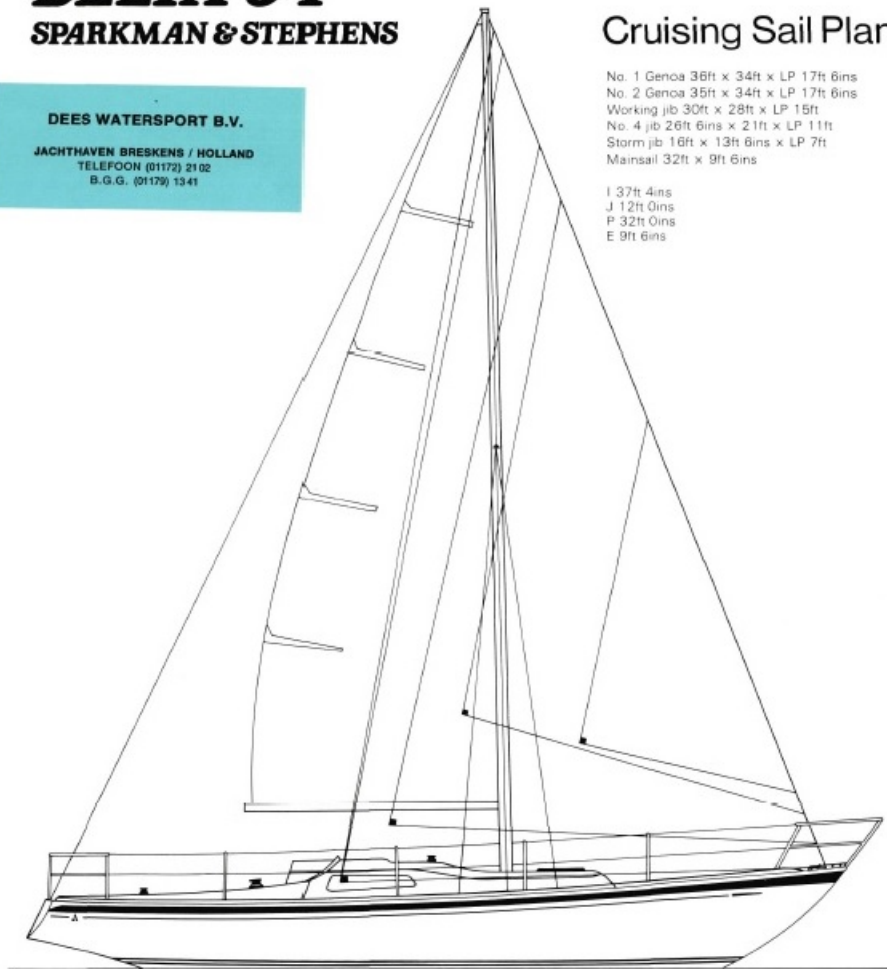
DEES WATERSPORT B.V.

JACHTHAVEN BRESKENS / HOLLAND  
TELEFOON (01172) 21 02  
B.G.G. (01179) 13 41

## Cruising Sail Plan

No. 1 Genoa 36ft x 34ft x LP 17ft 6ins  
No. 2 Genoa 35ft x 34ft x LP 17ft 6ins  
Working jib 30ft x 28ft x LP 15ft  
No. 4 jib 26ft 6ins x 21ft x LP 11ft  
Storm jib 16ft x 13ft 6ins x LP 7ft  
Mainsail 32ft x 9ft 6ins

I 37ft 4ins  
J 12ft 0ins  
P 32ft 0ins  
E 9ft 6ins



Elegant and purposeful – the latest development of this S & S 31' design is a fast and rewarding yacht to sail with an easy sea movement and perfect manners.

All hulls are built to Lloyd's approved plans and individual Certification is available as an extra. Quality is reflected throughout with a strong, sound-damped Kemp mast, generous

rigging, Bruce Banks sails and Lewmar winches and deck gear. No extra charge is made for coloured hulls and both sheerline and waterlines are in gelcoat for a sharp and durable result.

Below decks the DELTA 94 is warm and quiet with a hand-built teak interior. The combination of a balsa sandwich deck with extensive lining materials makes condensation a thing of the past.

Sparkman and Stephens are the designers of world beaters (1st) Flyer (2nd) King's Legend (3rd) Traite de Rome (4th) Disque d'Or and (5th) ADC Accutrac.

